







Example Dosing Chart for K•BroVet® - Initial and Maintenance Doses

	Initial Dose (52 - 57 mg/lb.) (Target ≈ 55 mg/lb. for 5 days)			Maintenance Dose (12.5 - 16 mg/lb.) (Target ≈ 14 mg/lb. daily)		
Weight (lbs.)	 250 mg/mL Liquid	 250 mg Tablet	 500 mg Tablet	 250 mg/mL Liquid	 250 mg Tablet	 500 mg Tablet
4 - 9	0.9 - 2			0.2 - 0.5		
10 - 15	2.2 - 3.3			0.6 - 0.8		
16 - 20	3.5 - 4.4			0.9 - 1.1		
21 - 25	4.6 - 5.5			1.2 - 1.4		
26 - 30	5.6 - 6.5			1.5 - 1.7		
31 - 35			3 1/2		2	
36 - 40			4		2	
41 - 45			4 1/2		2 1/2	
46 - 50		1/2	5		2 1/2	
51 - 55		1/2	5 1/2		3	
56 - 60		1/2	6		3	
61 - 65		1/2	6 1/2		3 1/2	
66 - 70		1/2	7			2
71 - 75			8			2
76 - 80			8 1/2			2
81 - 85			9			2 1/2
86 - 90			9 1/2			2 1/2
91 - 95			10			2 1/2
96 - 100			10 1/2			2 1/2
101 - 105			11			3
106 - 110			11 1/2			3
111 - 115			12			3